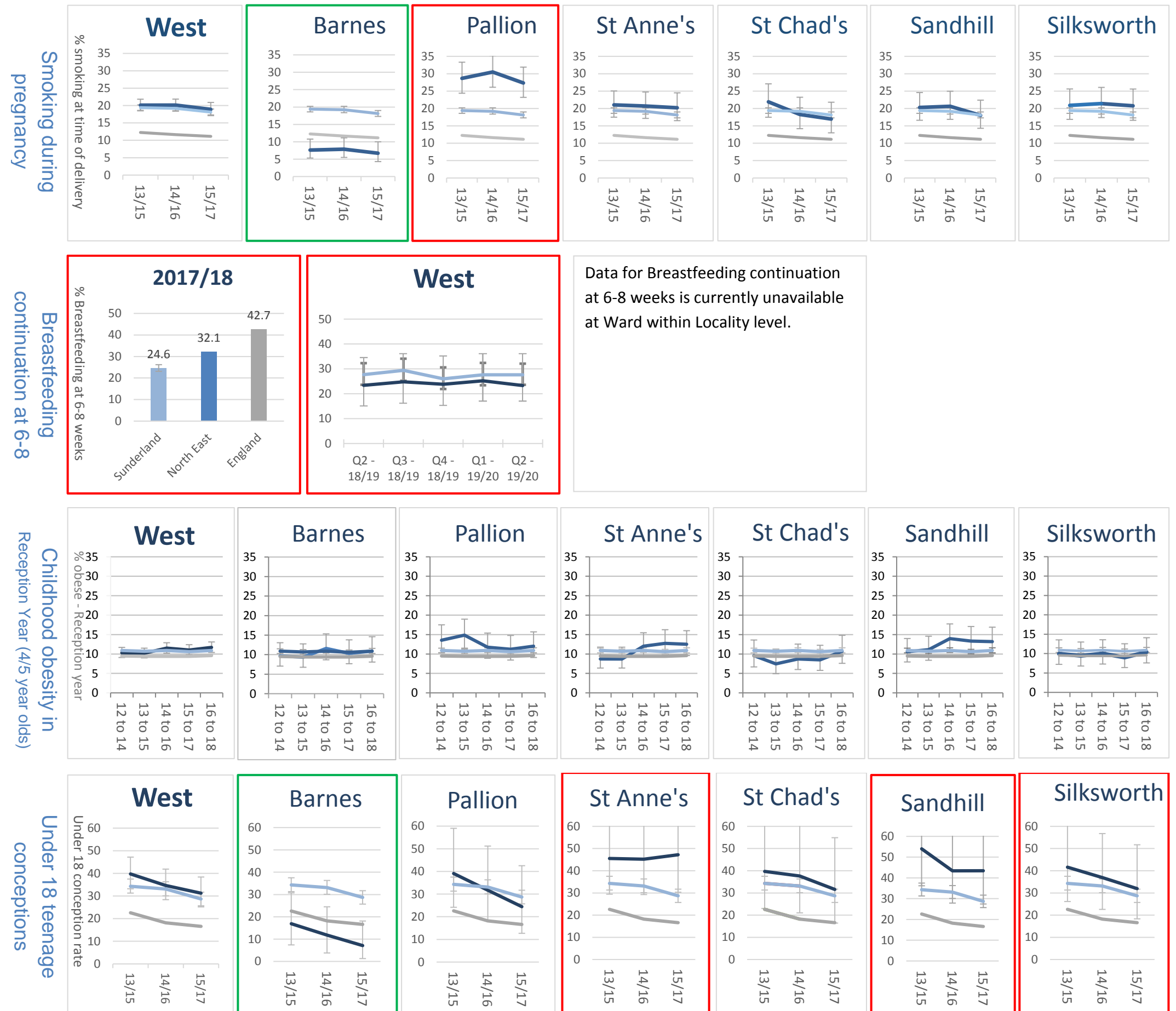


Sunderland West – Indicators of maternal and child health by ward 2018/19

This profile highlights variations between ward populations (where available) for 8 key indicators of maternal and child health: Smoking during pregnancy, Breastfeeding, Childhood obesity, Under 18 conceptions, Injury amongst infants and young children, Oral health, Childhood immunisation and School readiness. The profile is designed to complement information on the health and wellbeing of mothers, infants and children in Sunderland within the Sunderland Child Health Profile (www.chimat.org.uk/profiles) and the Public Health Outcomes Framework (www.phoutcomes.info). Reference should also be made to the vision for the health and wellbeing of local children set out in the Sunderland Joint Health and Wellbeing Strategy. This can be found on Sunderland Council's website (www.sunderland.gov.uk).

Blank years indicate that some statistics have been suppressed to avoid disclosure, as these are based on fewer than 5 observations.



Data for Breastfeeding continuation at 6-8 weeks is currently unavailable at Ward within Locality level.

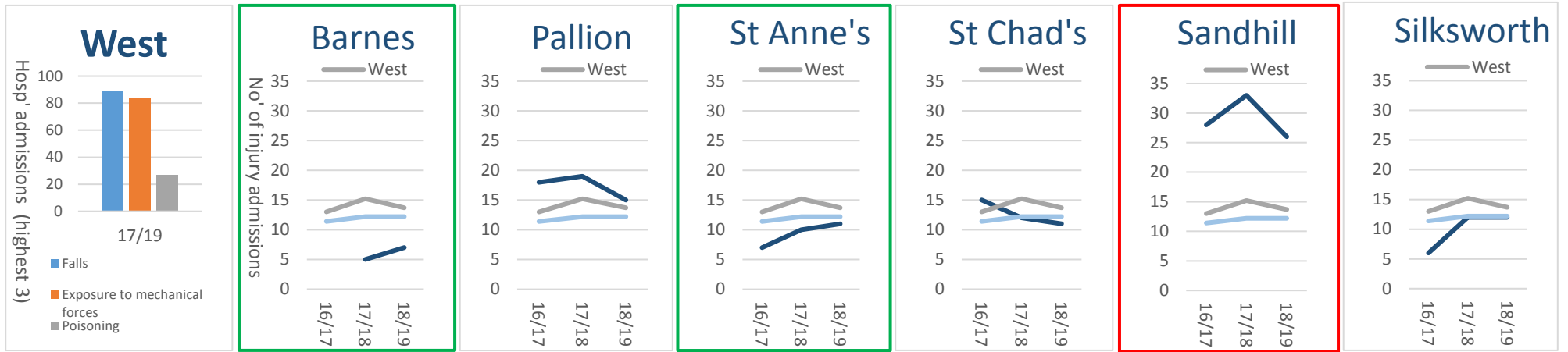
Key: locality or ward, Sunderland, England, error bars indicate 95% confidence limits.

 health outcome or health behaviour is consistently poorer than Sunderland average, significantly poorer in the current period or is becoming poorer over time

 health outcome or health behaviour is consistently better than Sunderland average, significantly better in the current period or is improving over time

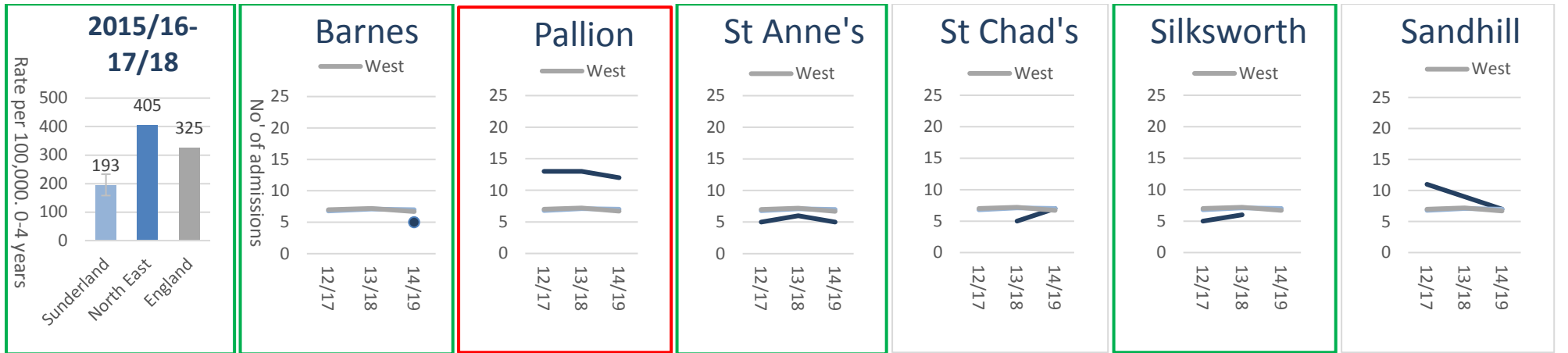
Sunderland West – Indicators of maternal and child health by ward (continued) – (some figures are too low for meaningful CI's)

Unintentional and deliberate injuries age 0-4 (Admissions)

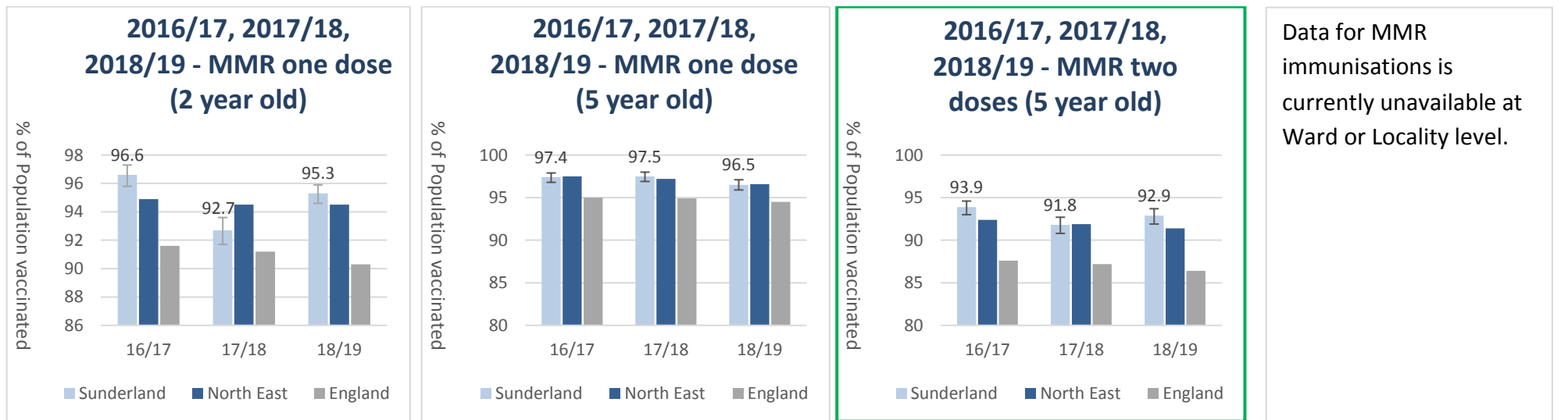


Statistics are for admissions to any hospital (not just City Hospitals) among people resident in the highlighted ward e.g. this would include attendances at Queen Elizabeth Hospital, Gateshead.

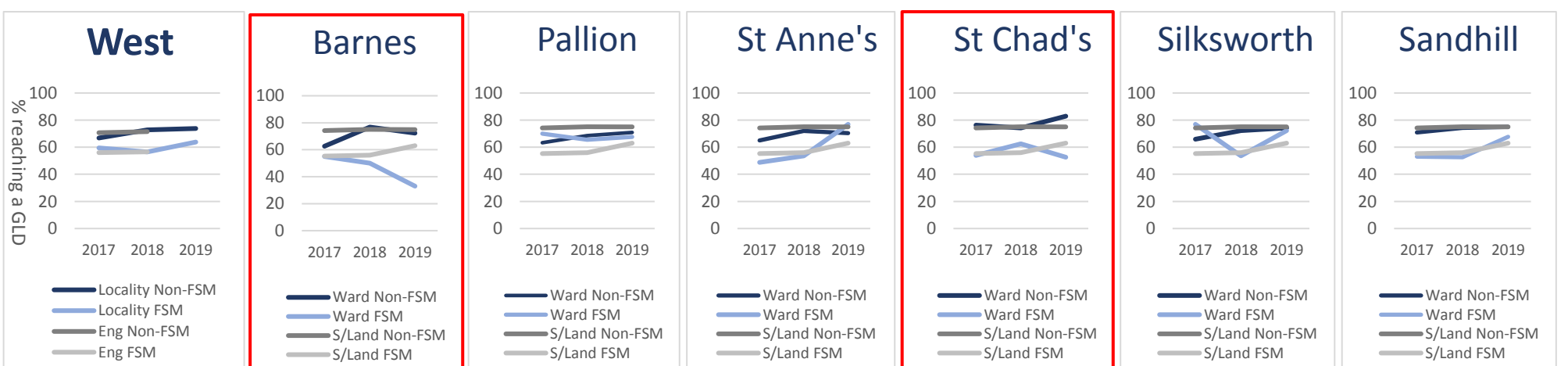
Hospital admissions for dental caries 0-5 years



MMR Immunisations 2 years and 5 years old



School readiness: GLD* % by free school meals (FSM)**



* (GLD) Good Level of Development at the end of reception.

** FSM status figures need to be treated with some caution, as not all who are eligible register for the entitlement. This could lead to discrepancies between FSM and Non-FSM figures.

Data provided by: Child injuries 0-4 years, Hospital Episode Statistics; Dental caries 0-5 years, Hospital Episode Statistics; MMR Immunisations, Harrogate and District NHS Foundation Trust; School readiness, Together for Children (TfC).